

Convert the file from MB1 to MB2


Menu → MB1 File Converter

You can convert the file which was made by MB1 software for sketchbook and MB2 controller.

MB1 PC File → sketchbook

Covert MB1 PC file

① Convert to sketchbook file which was saved in the PC by MB1 software (*.prg). After converting, new file name becomes as XXX_CNVMB2.ppg.

Click  and select the MB1 PC file.


Shift key + Files → All selection / Ctrl key + Files → Multiple selection

MB1 Controller File → MB2 Controller File *Enable operation when connected MB1 controller

Number of files in MB1


② Total saved file numbers in MB1 controller

Select a file

③ Read a saved file in the MB1 controller and show up in the preview screen. Select a file from the pull-down menu and click .

Read all files

④ Read all saved files in the MB1 controller and convert all to as MB2 file.

Click  and make a holder to save as MB2 files.

